



Safe on Social Guide to

Roblox 2019



safeonsocial.com



Published by Safe on Social Media Pty Ltd

Copyright
Safe on Social Media Pty Ltd 2017

The moral right of the author has been asserted

No part of this e-book or its associated modules may be reproduced or transmitted by any person or entity in any form or by any means, electronic or otherwise including photocopying, recording or scanning or by any information storage without prior permission other than the licensor who is licensed to use this information on their website, in newsletters and in print and has been granted permission from the publisher under an annual license.

The publisher, authors, licensee, licensor and their respective employees or agents will not accept responsibility for injuries or damage, physical or emotional occasioned to any person as a result of a social media use or any other activities described in this e-book.

Whilst every attempt has been made to ensure that the information in this e-book is accurate, it is the nature of social media to be constantly changing. Therefore, Safe on Social Media Pty Ltd gives no guarantees to the completeness or accuracy of the contents of this guide.

Roblox	4
About Roblox	4
How does it work	5
When signing up	6
Robux - and the game economy	6
In-game purchases are available	6

Your Guide to being Safe on Social

Roblox

How does it work

The official description from the creators is that this is a platform defined for user generated content.

When an account is started a user is provided with a piece of virtual real estate. They are also supplied with a toolbox to get on with building their world. An account holder builds their own world/or games, under the guise of their avatar- who they also dress and design. The creativity, and amount of stuff a user makes (and its popularity) earns them Robux - an in game currency, which can then be spent.

There are no parameters around what the users can build, Roblox is all about imagination, world and game design.

User will meet other players, as they move from world to world. Parental controls can limit these interactions, and moderate the content of the chat between users.

The usual online creeps can lurk here but a child playing an online gaming platform must have a certain level of knowledge about internet safety.

When signing up

(Things to do list)

- don't use your real name, or your child's real name to sign up.
- make sure your password is at least 8 digits long with upper and lower-case letters, plus a numeric included
- use the actual date of birth to engage the relevant restrictions, particularly if your child is under 12.
- provide your parent email address
- use the parental pin option
- Enable account restrictions
- use the two step verification system
- do not include links to other social media accounts
- choose your parental controls
- work with your child, and explain your actions and the reasons

Robux - and the game economy

If it fits the game's family friendly ethos, creators can create, and charge players for in game items they have designed. Robux currency is earned, which can be spent on further items made by others in the community.

Examples of items that can be purchased include avatar bits and pieces, clothing, additional tools, skills to enhance game play and materials for construction.

In-game purchases are available

Real money can be spent to buy additional Robux.

Joining the Builders Club at sign up allows a player to make their own stuff, and sell these to others. This is sensible option, providing a player with the ability to earn Robux and sustain their game play in a self-sufficient manner.

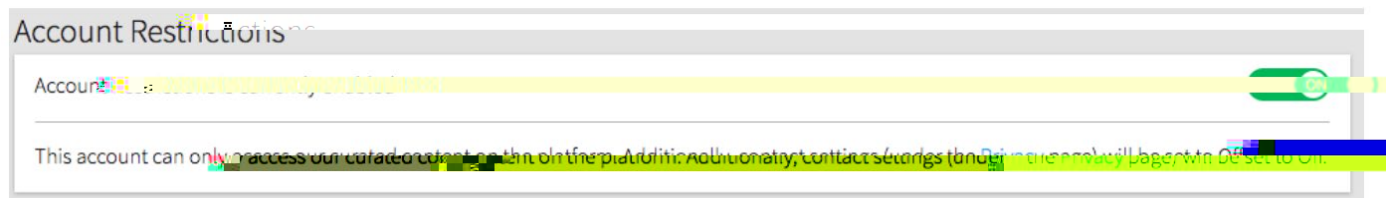
With the option of in game purchases, comes the peer pressure to buy the latest "stuff" for both avatars and to decorate and improve their worlds. Costs add up fast within the app, and parents need to be aware of this.

Don't link your credit card to your child's Roblox account, and teach your child to ask if they wish to shop online

Problems and solutions

Quite simply, not all the content is kid friendly. Violence, inappropriate language, weapons are all present within the variety of games and worlds designed. The new features Roblox has initiated can tailor your younger users experience accordingly.

Once account restrictions are set, only content determined to be safe can be accessed

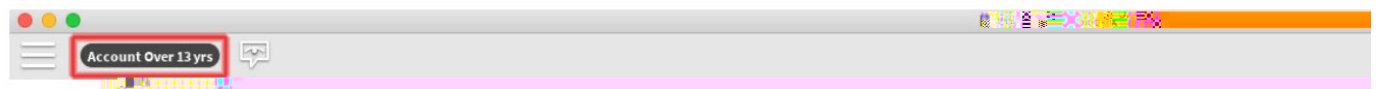


You are also able to view at a glance the age restricting applicable to what your child is playing at any time.

On the toolbar



On a desktop



On a mobile device



On a console



It also possible to report a game that breaches Roblox Community guidelines or is inappropriately placed when viewing the content and considering what the age restrictions should be.

Naked avatars

From June of 2017, Roblox deployed a new default mode. This recognizes when an avatar is dressed inappropriately (or is stark naked) and applies a default set of clothes.

Cyberbullying and Harassment

Cyberbullies exist on all social media apps and platforms. Consistent behavioral recommendations given to children about how to cope in this circumstance are helpful.

Working with your child as they start to use social media, and in this instance, reviewing the interactions your child's account has will help protect them and minimize their exposure to unpleasant online behaviours.

Tell your parent or a teacher (a friend is good when the player is older)

Screen shot the comments and save to a file

Block the bully from communicating by chat

Report the player for abuse

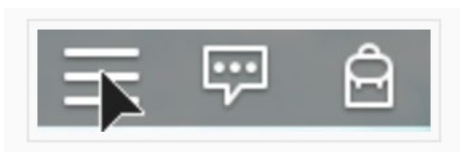
Go to en.help.roblox.com

Reporting abuse

When the Roblox rules are being broken, it is possible to both block and report the user in question.

Here's how:

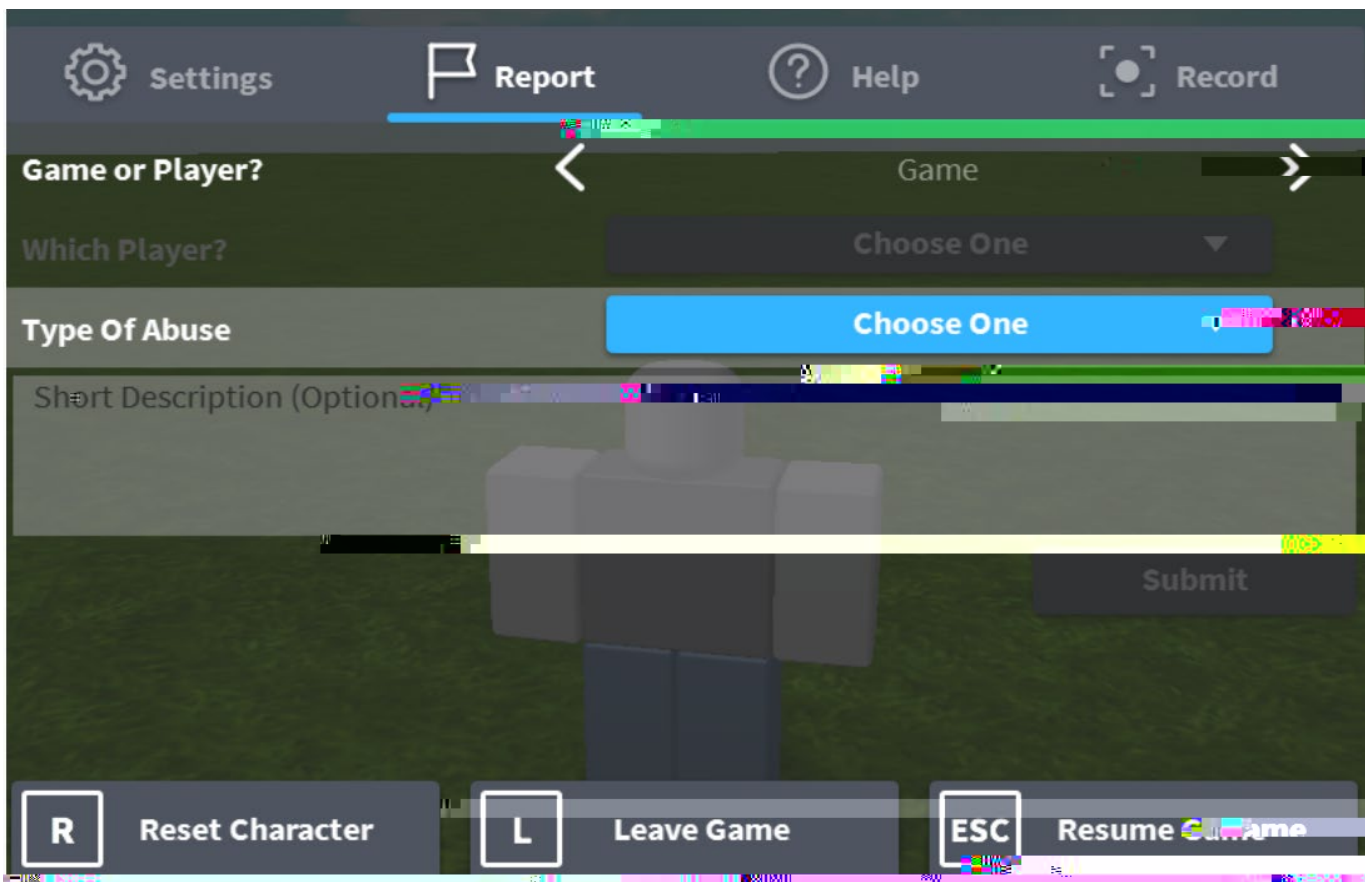
1. Click the Menu button. This is found in the top left of the screen, and looks like this.




2. Click "Report" in the settings menu



3. Choose the Player option, and choose the relevant type of abuse. There is also an option to write further details in the description box.



4. Tap Submit to send the report.



In - Game Blocking

To stop cyberbullies and unwanted commentators the best thing to do is shut them up completely by individually blocking them.

Roblox suggests that in addition to reporting to the moderators, player block individuals in – game by:

Roblox Safety and Privacy

(or how to lock in the settings)

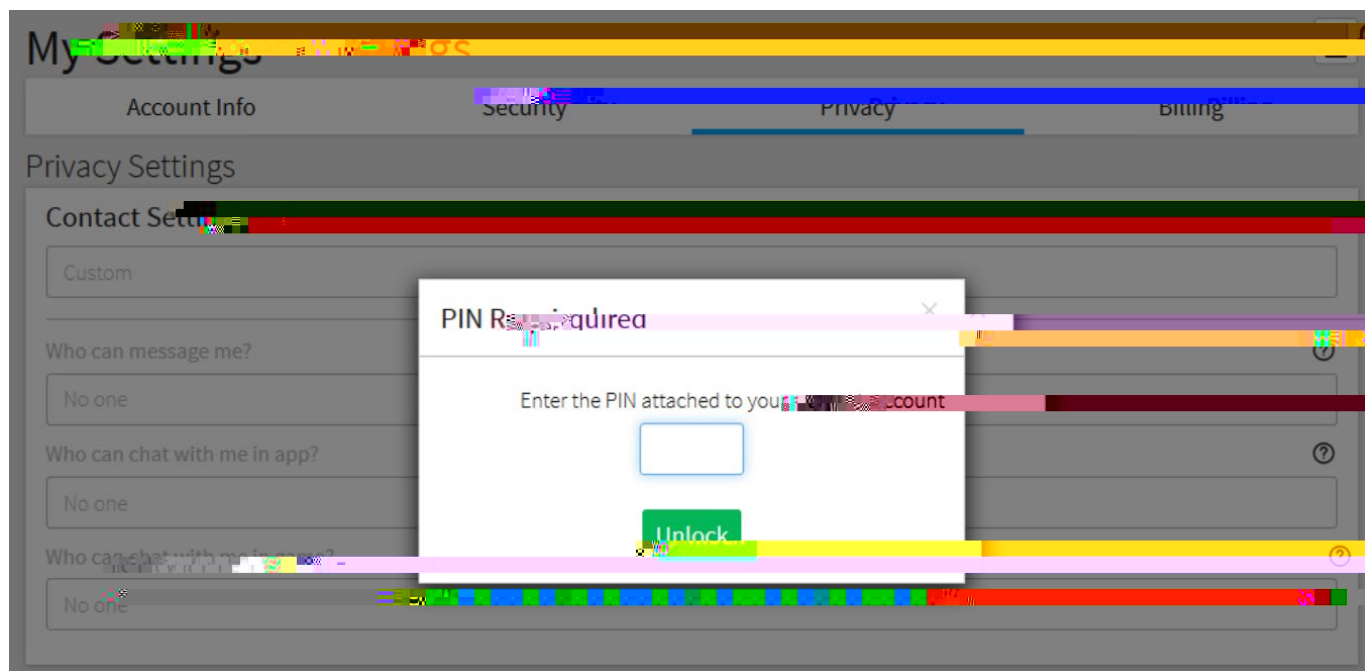
As said previously Roblox has overhauled its safety and security settings.

A Roblox account should be opened with a parent present and engaged in the actions.

It is possible to set a variety of controls at when opening an account and restrict these from alteration by your child.

Two step identification

If a player tries to access their account when a parental pin required , this is the window they will see.



A parent is able to completely review the history of your child's account. They may see all games, conversations, private message history, Robux accounting, and who their friends and followers are.

Ghost accounts

It is possible some children may have more than one account, in addition to their official one. If your child wishes to accept friends, talk on chat etc you need to be prepared to supervise and review their friends lists and interactions, when the parental controls are loosened. This can only be recommended when a youngster has an understanding of how to be safe online.

In summary

The best way for a positive experience on Roblox is or the parent and the child to work together. Learn the ins and outs of the game yourself. This game encourages imagination and creativity, which can be very positive but it does require parental supervision, understanding and moderation of the controls.

